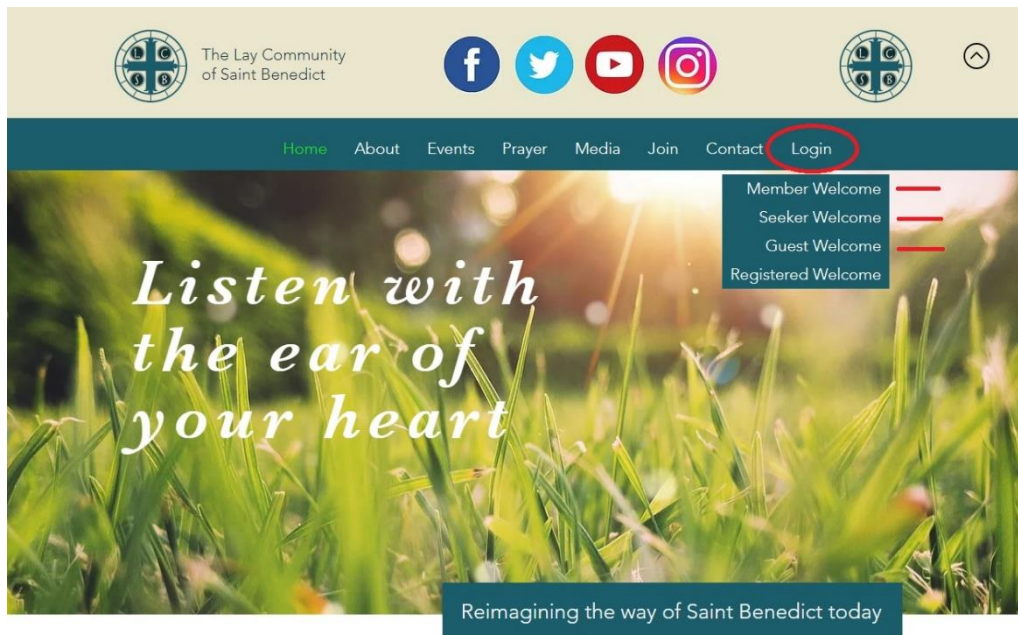
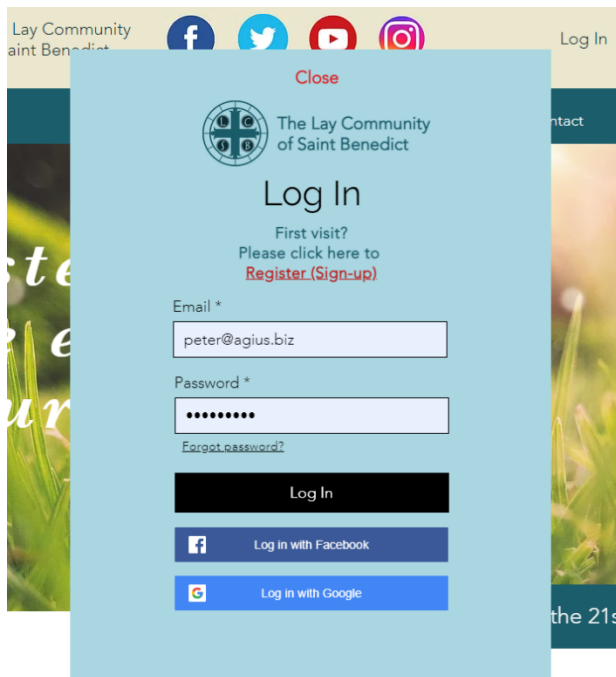


Registering with the LCSB website - lcsb.uk

Go to www.lcsb.uk and then click Log In followed by any of the four 'Welcome' buttons.




To register on your first visit, click 'Register'...



and Discover

Close

 The Lay Community of Saint Benedict

Register/Sign-Up

If you have had no prior contact with the LCSB then please register (and await approval) and also email lcsbweb2021@gmail.com to tell us who you are and what your interest is.

First Name

Last Name

Email

Password

Submit

Already a member? [Log In](#)

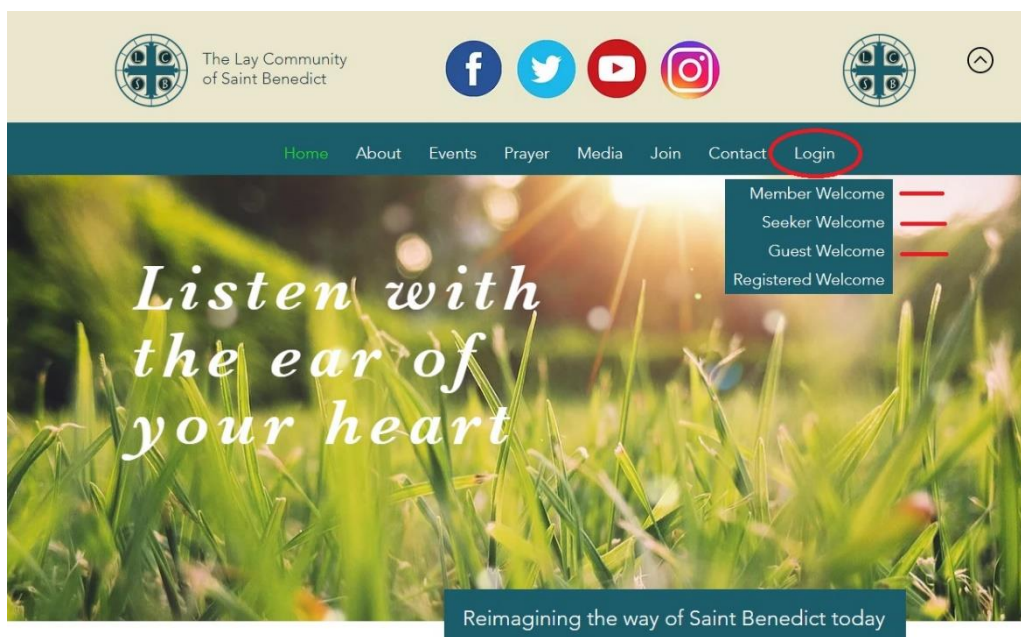
Sign-up with your name , email and password (of your choice) .

At the end of this process a notification is sent to website admin who then check that it is a valid request and approves. An email acknowledgement is then sent back to you. At the same time admin sets you as Member, Seeker , Guest or Registered.

Next time you login, enter the same login details and then your name will appear in the login box.

Click Login then Member/Seeker/Guest (as appropriate) to access the Welcome pages where you will find the zoom entry to the Offices.

Members have access to Seeker and Guest pages , and Seekers have access to Guest pages.



Click on left and right LCSB logos are shortcuts to Meeting Spaces and Guest Welcome.

You may stay permanently logged in (even if you power your PC off and on again) but if you wish to Log Out or change the name displayed in the top bar then click on the menu by your name displayed on all Welcome pages.

The screenshot shows the top navigation bar of a website. On the left, there is a circular logo with a cross and the letters 'L', 'C', 'S', 'B' and the text 'The Lay Community of Saint Benedict'. In the center, there are four social media icons: Facebook, Twitter, YouTube, and Instagram. On the right, there is another circular logo identical to the one on the left. Below the logo and social media icons is a dark teal navigation bar with the following links: Home, About, Events, Prayer, Media, Join, Contact, and Login. Below the navigation bar is a dark teal banner with the text 'Member Welcome' in white. To the right of the banner, there is a user profile dropdown menu. The menu is open, showing the name 'Peter' in red with a downward arrow. Below the name are two options: 'My Account' and 'Log Out'. The background of the dropdown menu is white. Below the banner, there are three dark teal buttons: 'Daily Prayer', 'Prayer Groups', and 'Groups & Meeting Spaces'. To the right of these buttons is a photograph of a church interior with a book and candles.

We now have a new level of entry - 'Registered'. This is for those who have registered with the website after finding us on a search for Lay Benedictines, and are waiting to be interviewed to see if they wish to attend the Offices as a Guest. They are then looked after by the Enquirers Team and, after a while, may become Seekers and then Members.

In the title bar of each Welcome page you will see the name with which you registered to the website. Click on the arrow next to your name and you will be given options to a) change the name displayed and b) log out (but it's ok to stay logged in for all time).

The main point of reference is the Members Welcome page where you will find our Entrance Hall 'Noticeboard' with latest news, links to upcoming events etc. Plus links to many other pages (Prayer Groups, Regional Groups, etc).



Reaching Meeting Spaces

There are several paths to our 3 Meeting Spaces (St Benedict for the Offices, St Scholastica and St Bede) but the easiest ones to find are by clicking on the left and right hand LCSB logos at the top of every page.

Click the **LH logo** takes you to the bottom of the Home page to 'Meeting Spaces' where you will see a 'Click Here' to each room. The small icon top right is fixed on all pages and always takes you back to the top of whatever page you are on.

Click **RH logo** takes you to Guest Welcome page and then one more click to each Meeting Space. (So that's 2 clicks from Home page to the Offices!)

And, if you get lost, simply go to Login at the top of the page and click one of the Welcome links to find your way home.